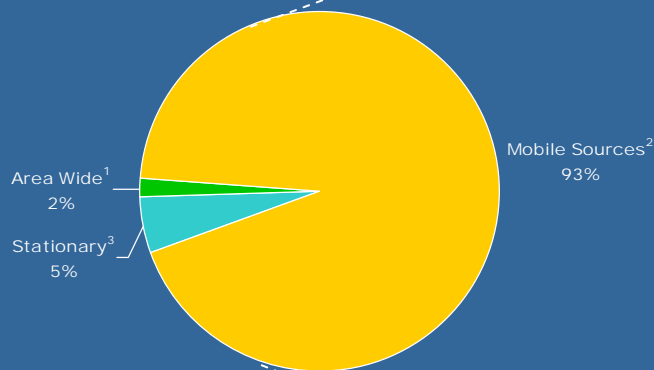


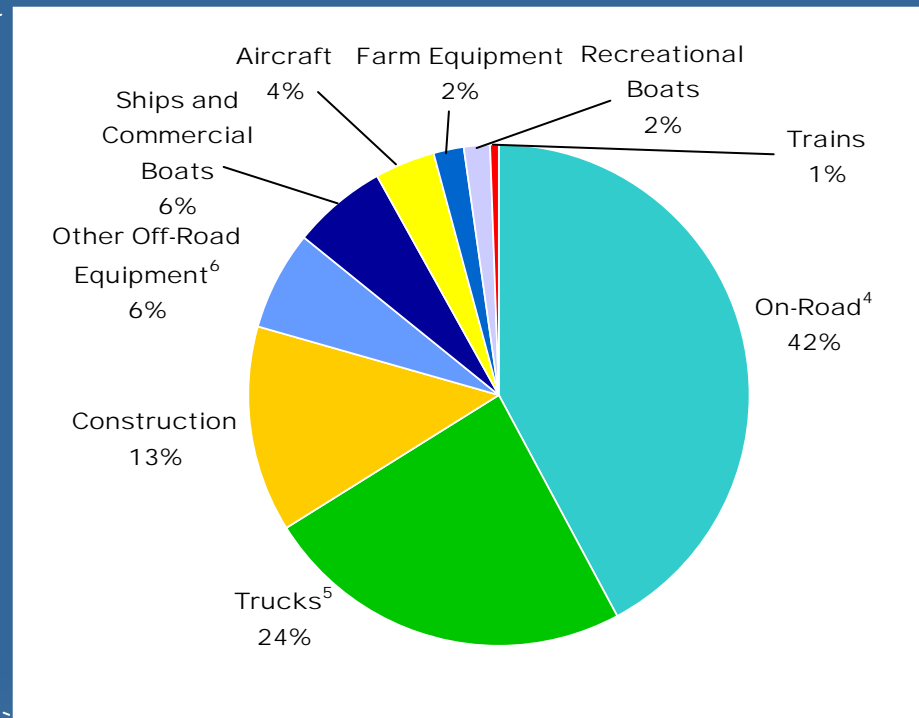


San Diego NOx Emissions

San Diego NOx Emissions 184 Total Tons Per Day



Mobile Source NOx Emissions 171 Total Tons Per Day



Notes:

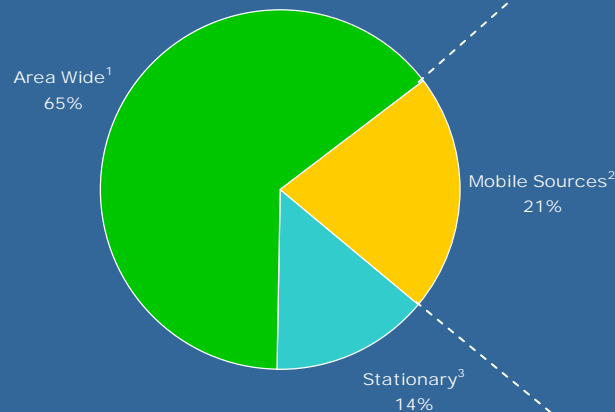
- 1) Includes all sources of dust and several burning processes
- 2) Includes vehicles, trucks, marine vessels, trains, aircraft, and other off-road equipment
- 3) Includes fuel combustion activities, waste disposal, cleaning and surface coatings, petroleum production, and industrial processes
- 4) Includes light and medium duty passenger and commercial cars and trucks, and buses
- 5) Includes Medium Heavy and Heavy Heavy Diesel trucks
- 6) Includes industrial equipment such as forklifts and cargo handling equipment, commercial equipment such as generator sets, and lawn and garden equipment

Source: California Air Resources Board 2004 Estimated Annual Average Emissions – <http://www.arb.ca.gov/aqd/almanac/almanac.htm>

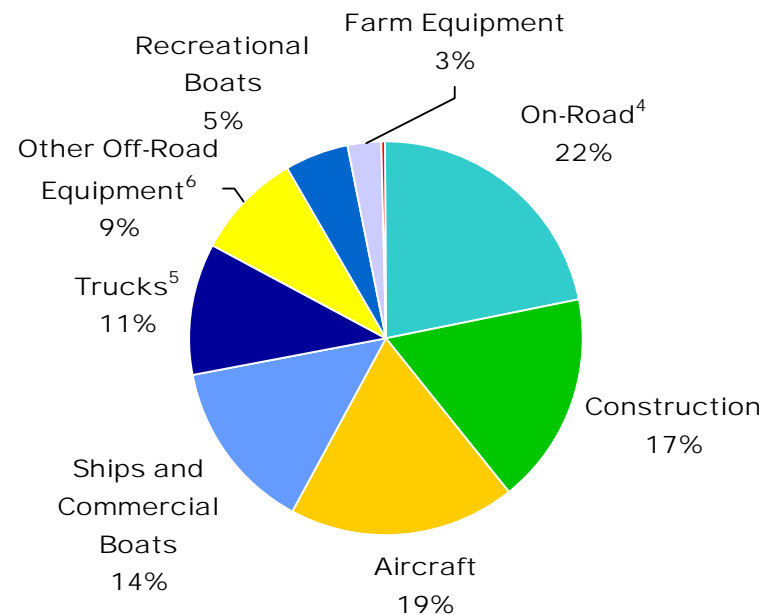


San Diego PM 2.5 Emissions

San Diego PM 2.5 Emissions 42 Total Tons Per Day



Mobile Source PM 2.5 Emissions 9 Total Tons Per Day



Notes:

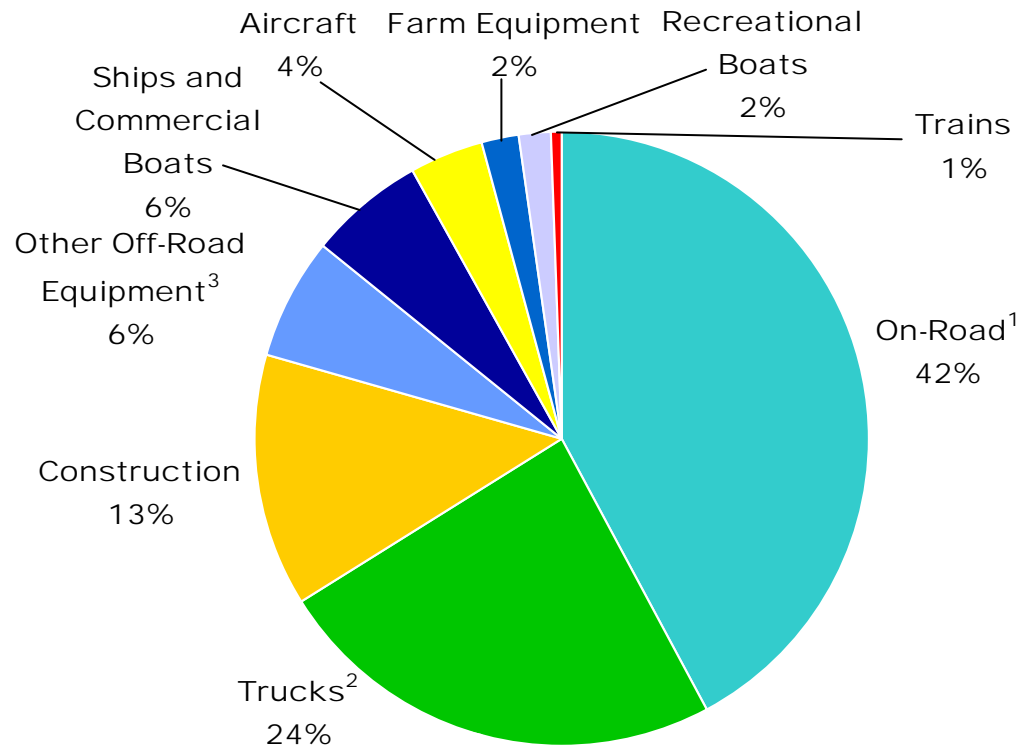
- 1) Includes all sources of dust and several burning processes
- 2) Includes vehicles, trucks, marine vessels, trains, aircraft, and other off-road equipment
- 3) Includes fuel combustion activities, waste disposal, cleaning and surface coatings, petroleum production, and industrial processes
- 4) Includes light and medium duty passenger and commercial cars and trucks, and buses
- 5) Includes Medium Heavy and Heavy Heavy Diesel trucks
- 6) Includes industrial equipment such as forklifts and cargo handling equipment, commercial equipment such as generator sets, and lawn and garden equipment

Source: California Air Resources Board 2004 Estimated Annual Average Emissions – <http://www.arb.ca.gov/aqd/almanac/almanac.htm>

San Diego NOx mobile source emissions

San Diego NOx Mobile Source Emissions

171 Total Tons Per Day



Notes:

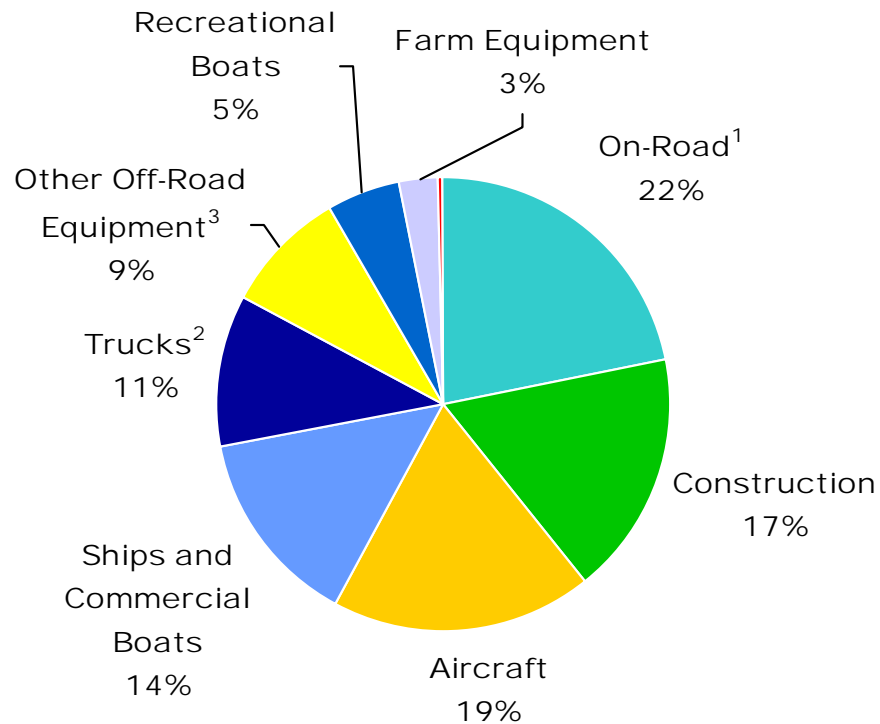
- 1) Includes light and medium duty passenger and commercial cars and trucks, and buses
- 2) Includes Medium Heavy and Heavy Heavy Diesel trucks
- 3) Includes industrial equipment such as forklifts and cargo handling equipment, commercial equipment such as generator sets, and lawn and garden equipment

Source: California Air Resources Board 2004 Estimated Annual Average Emissions – <http://www.arb.ca.gov/aqd/almanac/almanac.htm>

San Diego PM 2.5 mobile source emissions

San Diego PM 2.5 Mobile Source Emissions

9 Total Tons Per Year



Notes:

- 1) Includes light and medium duty passenger and commercial cars and trucks, and buses
- 2) Includes Medium Heavy and Heavy Heavy Diesel trucks
- 3) Includes industrial equipment such as forklifts and cargo handling equipment, commercial equipment such as generator sets, and lawn and garden equipment

Source: California Air Resources Board 2004 Estimated Annual Average Emissions – <http://www.arb.ca.gov/aqd/almanac/almanac.htm>

Therefore, for diesel sources in San Diego...

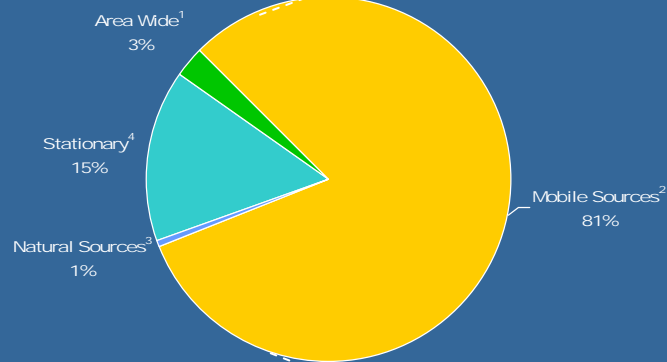
- » Trucks and Construction Equipment are the drivers of NO_x, and
- » Construction, Aircraft and Ships and Commercial Boats are the drivers of PM_{2.5}.
- » Collaborative Projects that would have the greatest impacts include:
 - › Idle reduction strategies along major trucking corridors
 - › Truck engine retrofit program for large fleets and owner operated vehicles
 - › Green contracting agreements for public contracts
 - › Construction equipment retrofits through rental companies
 - › Inter-modal efficiency programs
 - › Electrification of port/switcher yard/transfer station equipment



California NOx Emissions

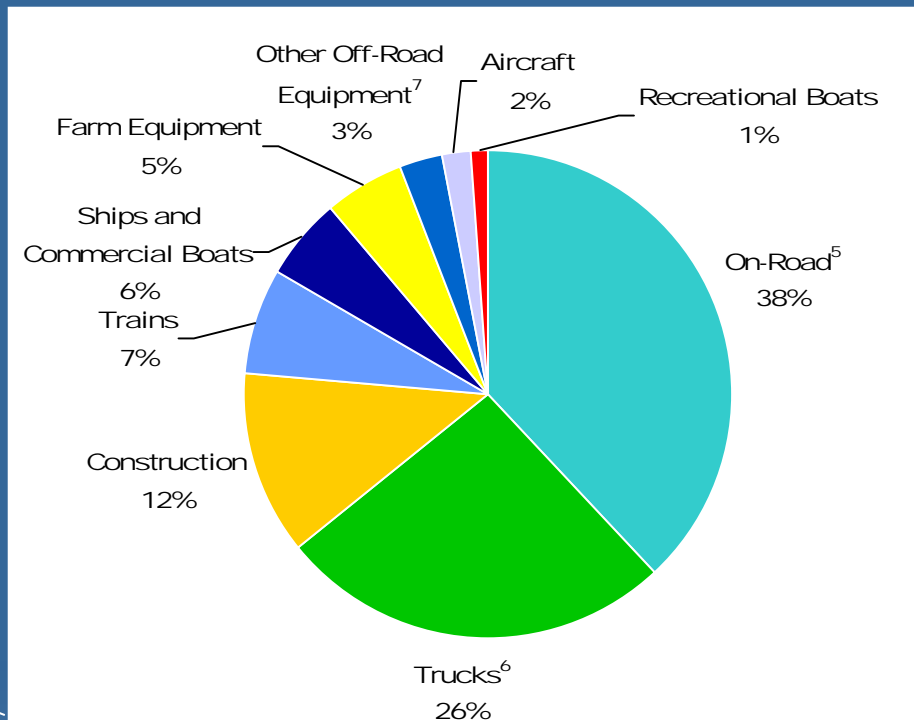
California NOx Emissions

3333 Total Tons Per Day



Mobile Source NOx Emissions

2708 Total Tons Per Day



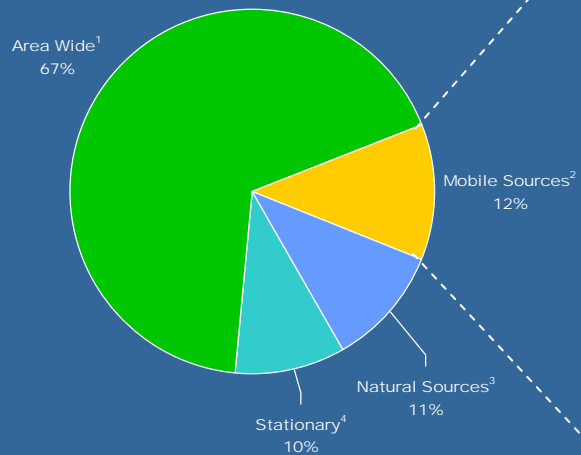
Notes:

- 1) Includes all sources of dust and several burning processes
- 2) Includes vehicles, trucks, marine vessels, trains, aircraft, and other off-road equipment
- 3) Represents non-anthropogenic sources, primarily wildfires
- 4) Includes fuel combustion activities, waste disposal, cleaning and surface coatings, petroleum production, and industrial processes
- 5) Includes light and medium duty passenger and commercial cars and trucks, and buses
- 6) Includes Medium Heavy and Heavy Heavy Diesel trucks
- 7) Includes Industrial Equipment, Light Commercial Equipment and Lawn and Garden Equipment

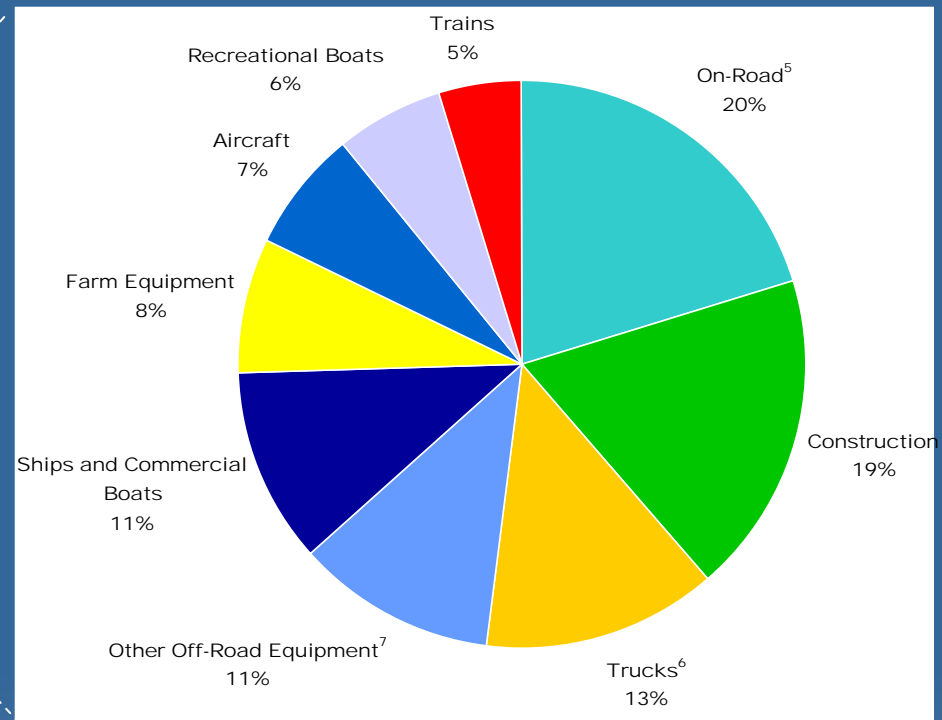
Source: California Air Resources Board 2004 Almanac Emission Projected Data – <http://www.arb.ca.gov/aqd/almanac/almanac.htm>

California PM 2.5 Emissions

California PM 2.5 Emissions 860 Total Tons Per Day



Mobile Source PM 2.5 Emissions 102 Total Tons Per Day



Notes:

- 1) Includes all sources of dust and several burning processes
- 2) Includes vehicles, trucks, marine vessels, trains, aircraft, and other off-road equipment
- 3) Represents non-anthropogenic sources, primarily wildfires
- 4) Includes fuel combustion activities, waste disposal, cleaning and surface coatings, petroleum production, and industrial processes
- 5) Includes light and medium duty passenger and commercial cars and trucks, and buses
- 6) Includes Medium Heavy and Heavy Heavy Diesel trucks
- 7) Includes a variety industrial, commercial and private equipment

Source: California Air Resources Board 2004 Almanac Emission Projected Data – <http://www.arb.ca.gov/aqd/almanac/almanac.htm>